



ROTARY TABLE CONTROL SYSTEM TS, EF2 & EF3




TS

FIXED-STATION ROTARY INDEXING TABLES | TS 004E CONTROL CARD

ADVANTAGES

- Instant start-up thanks to user-friendly push buttons on front panel
- Easy to optimize the cycle time of the indexer
- Motor protection through cycle time monitoring
- Allows failure analysis by telephone
- Considerable extension of the service life of the brake by reduction of the motor speed before braking




ABMESSUNGEN


- Control card:
 - Euroboard 100 x 160 mm
 - Front plate 3HE/8TE
 - Multipoint plug, 64-pin in accordance with DIN 41612 Type B
- PCB holder: 220 x 130 x 50 mm
- Housing for rear wall mounting: 235 x 135 x 67 mm
- Housing for rail mounting: 245 x 135 x 67 mm
- Housing for front panel installation: 235 x 135 x 67 mm
- Door cut-out: 136 x 68 mm


INSTALLATION OPTIONS


- In a 19" rack (in conjunction with terminal PCB TS 004 K1)
- In the PCB holder
- In the housing


BLOCK DIAGRAM


TS 004E 


 Start


 Stop / Reset


 Stop / Delay


 Table in position


 Table rotating


 Return


 Short circuit

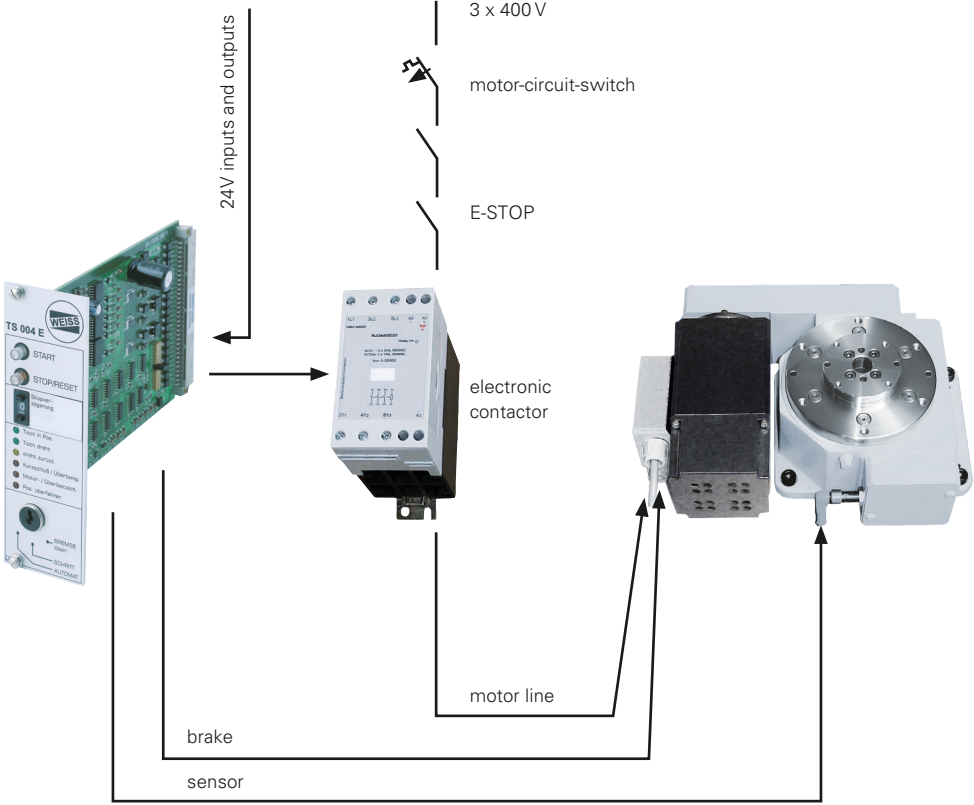
 Motor overload

 Pos. overrun

 Release brake

 Step

 Automat




EF2

FIXED-STATION ROTARY INDEXING TABLES | EF2 ROTARY TABLE CONTROL SYSTEM

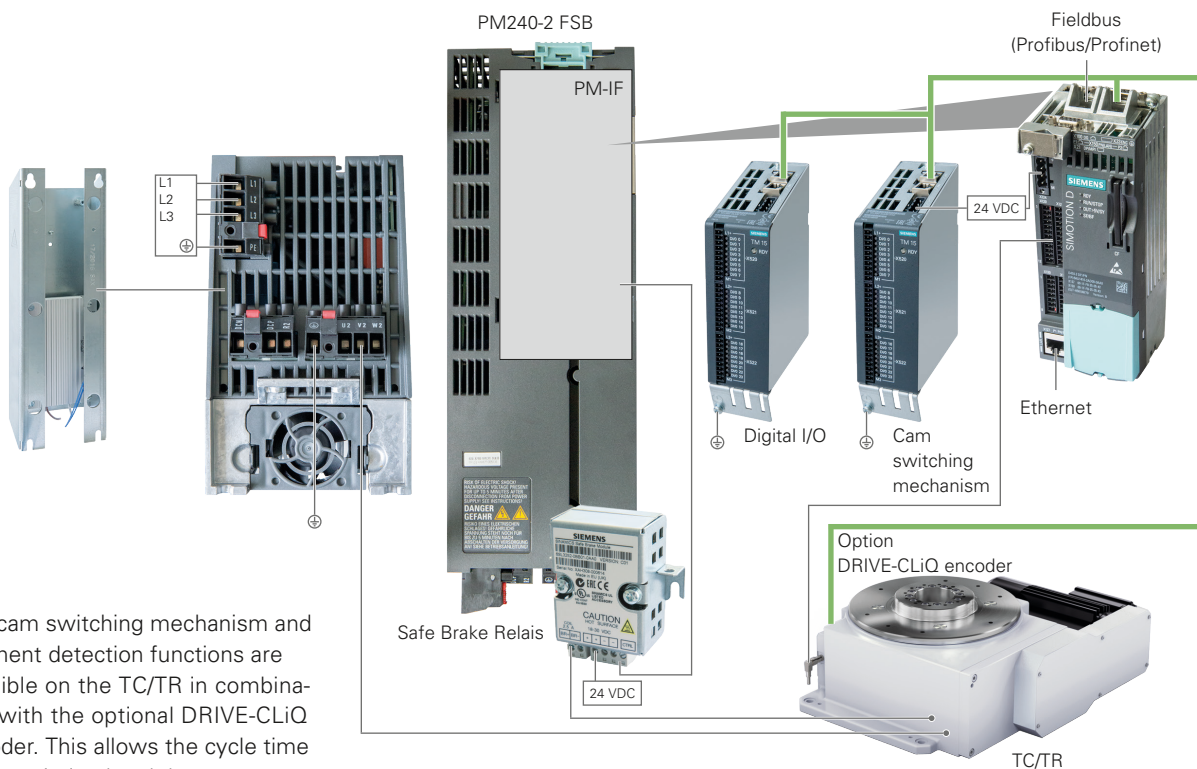
ADVANTAGES

The EF2 rotary table control system enables fast and convenient control of rotary indexing tables of all sizes belonging to the TC and TR series.

- Intuitive, web-based user interface for faster commissioning
- No brake wear, soft start-up from intermediate positions is gentle on gearing
- Increased performance through fully automatic optimisation cycle
- Remote support and remote diagnostics options
- Worldwide use thanks to various mains standards
- Fieldbus connection: Profibus and Profinet
- Interface: Digital I/O
- Integrated SIL2 safety function - safe torque off (STO)
- Additional SIL3 measures possible
- Watchdog mechanism



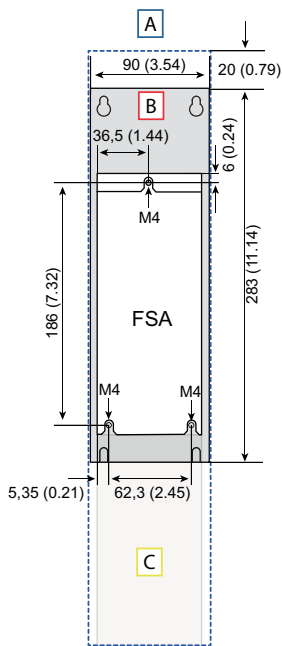
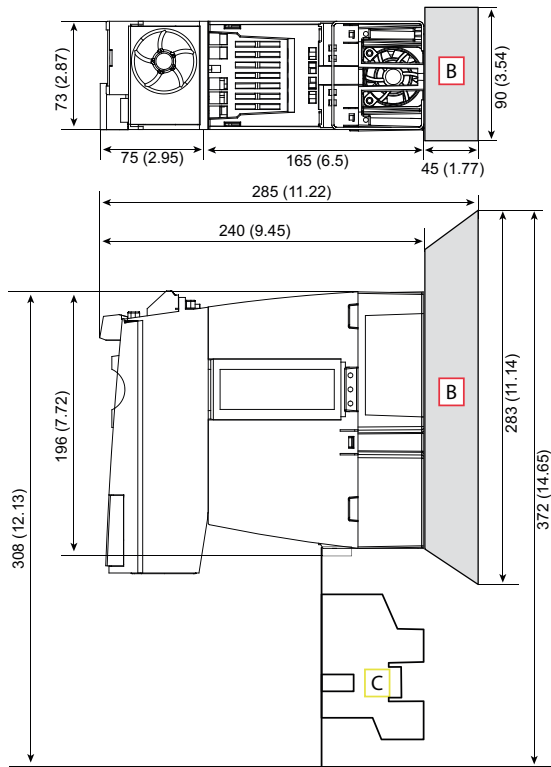
BLOCK DIAGRAM



The cam switching mechanism and segment detection functions are possible on the TC/TR in combination with the optional DRIVE-CLiQ encoder. This allows the cycle time to be optimised and the current process status in all nests to be reliably detected.

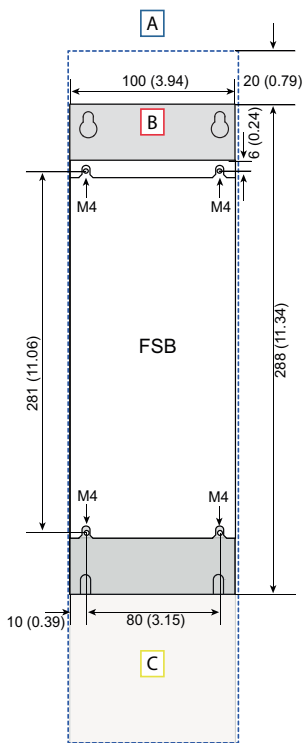
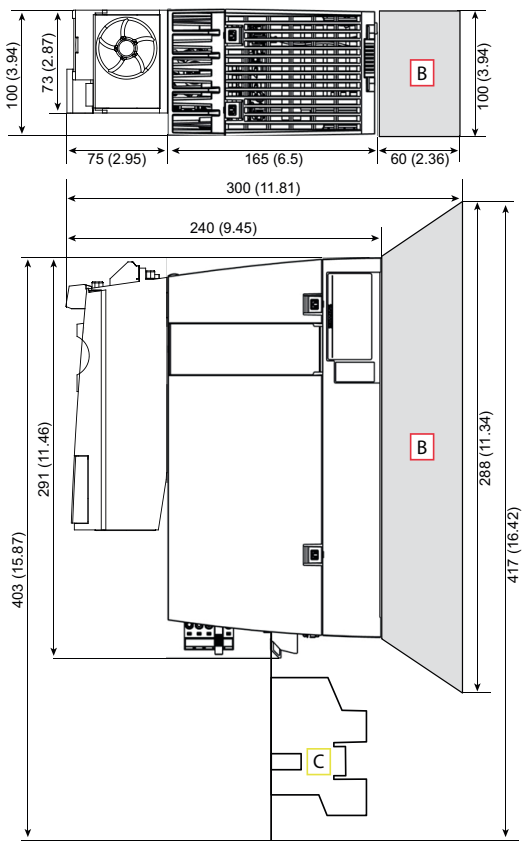
DIMENSIONS

FSA size (EF2037 to EF2220)



- A = Ventilation clearance
- B = Brake resistance
- C = Shielding plate

FSB size (EF2300)



- A = Ventilation clearance
- B = Brake resistance
- C = Shielding plate

EF3

FIXED-STATION ROTARY INDEXING TABLES | EF3 ROTARY TABLE CONTROL SYSTEM

ADVANTAGES

The servo controller, which is perfectly adapted for WEISS rotary indexing tables, delivers savings in both time and effort during project planning and reduces the work necessary for programming machine controllers.

- Integrated Safe Torque Off STO safety feature per SIL3
- Easy to operate directly on the device via keypad
- Rapid error analysis via cumulated error display
- Increased performance via integrated fully automatic optimization cycle
- No brake wear due to optimal controlling leads to longer service life
- Drive protection after emergency stop due to the ability to start from intermediate locations
- Global compatibility due to preparation for various mains standards
- Compact hardware (all-in-one solution)



ROTARY INDEXING TABLE AND CONTROL SYSTEM FROM WEISS

INCREASED PERFORMANCE WITH MINIMAL SPACE REQUIREMENTS

With its slim performance, the new EF3 servo controller increases the convenience of WEISS rotary indexing tables and saves space in the control cabinet. The removable keypad and a practical, optional control cabinet kit make this system easy to handle, even when space is limited. Depending on the load of the rotary indexing table, we offer a suitably designed brake resistor in the compact base frame as an accessory.

CONNECT AND GET STARTED

Getting started is fast and easy with the included quick start guide. An instructional video and illustrated instructions are also included to ensure that start up quick and easy. The STO safety integration feature per SIL3 makes it possible to integrate this system into your machines without additional wiring.

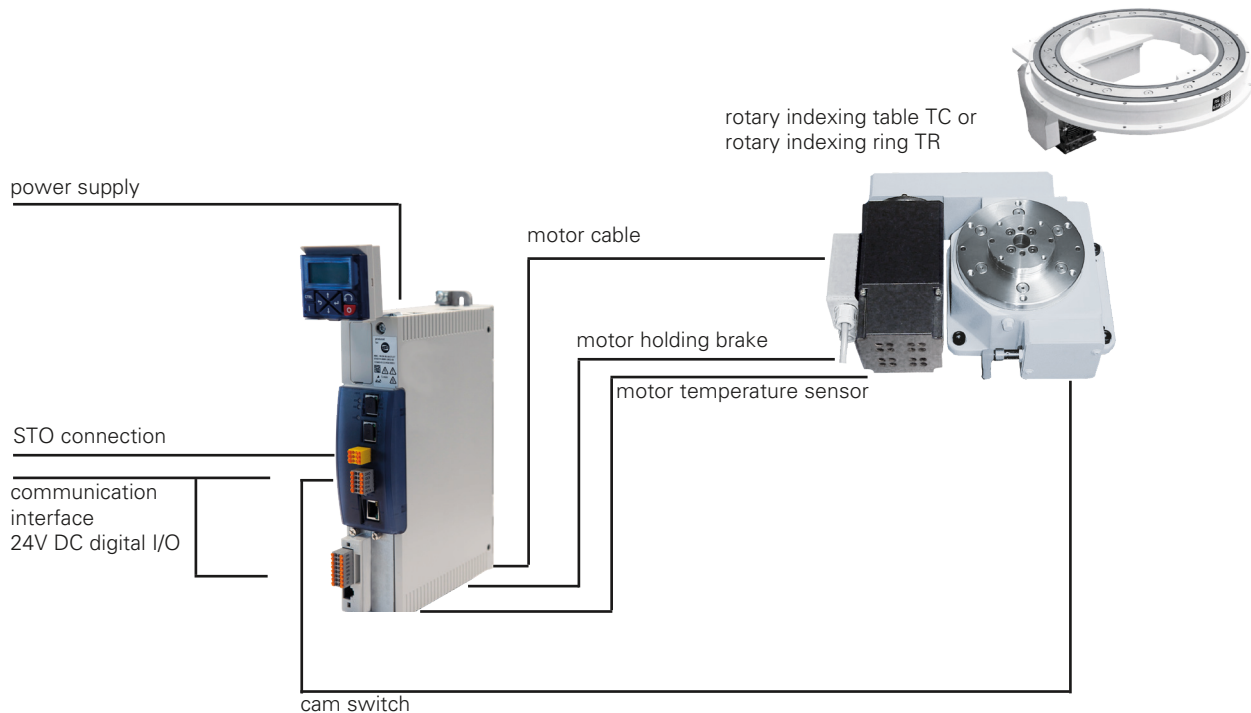
HARDWARE AND SOFTWARE - MADE FOR ONE ANOTHER

Because the rotary indexing table, software, and control system come from single source, they work together perfectly. The compatibility of the EF3 with various net standards guarantees its worldwide application.

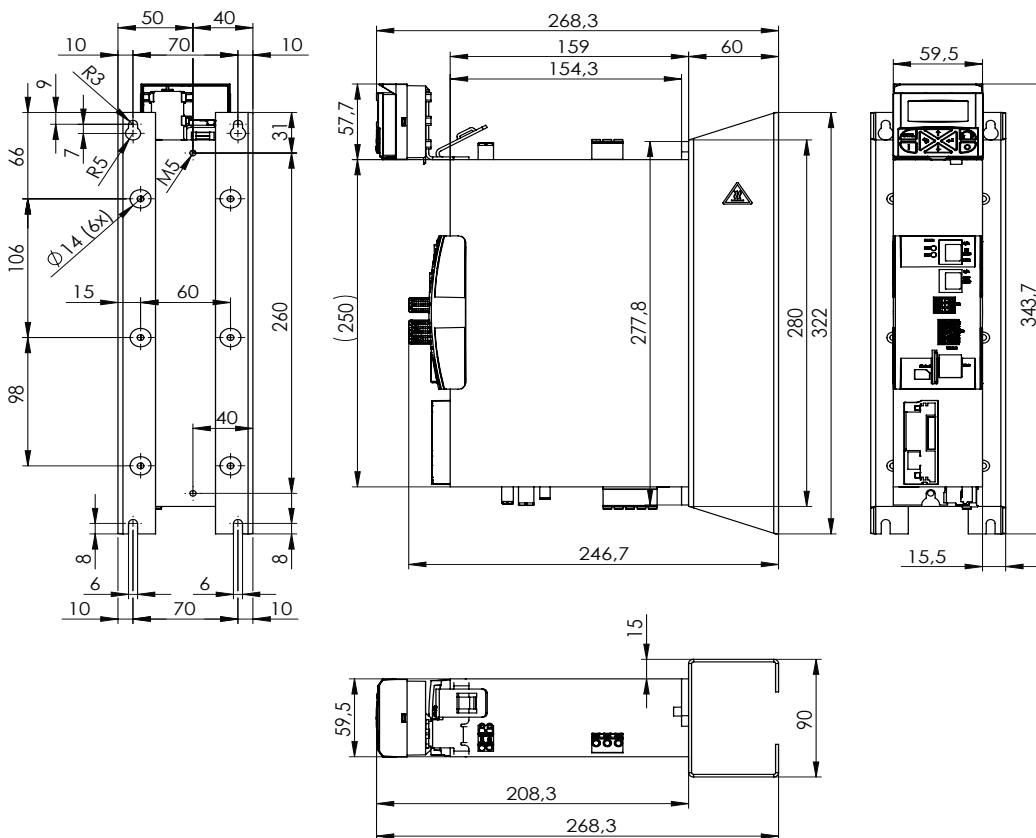
OPTIMIZED PERFORMANCE – ALL BY ITSELF

The independence of the machine controller ensures that pending commands will always be executed in the precise sequence required. This allows the WEISS rotary indexing tables to be positioned in their optimal state for the next start signal. The cumulated error display on the keypad makes it possible to rapidly analyze and rectify errors.

BLOCK DIAGRAM



DIMENSIONS





INSPIRING PEOPLE **GREAT SOLUTIONS**

WEISS GMBH

Siemensstrasse 17 74722 Buchen Germany
Phone +49 6281 5208-0 Fax +49 6281 5208-99
info@weiss-world.com
www.weiss-world.com

Disclaimer

The WEISS product catalogue has been compiled with the greatest of care. Nonetheless, the details given are only for non-binding general information and do not replace in-depth individual consulting for a purchase decision. WEISS GmbH assumes no liability for the correctness, completeness, quality of the information provided nor that it is up to date. Liability for material defects and deficiencies in title pertaining to the information, in particular for its correctness, freedom from third-party intellectual property rights, completeness and usability is excluded – except in cases of intent or fraud. WEISS GmbH shall be freed from all other liability, unless it is mandatorily liable pursuant to the German Product Liability Law for intentional or fraudulent action or for a breach of significant contractual duties. Liability due to a breach of significant contractual duties is restricted to typical, foreseeable damages – except in cases of intent or gross negligence

Copyright

© WEISS GmbH, Buchen, Germany. All rights reserved. All content such as texts, images and graphics, as well as arrangements thereof, are subject to protection by copyright and other laws on the protection of intellectual property. Content of this catalogue may not be copied, distributed or changed for commercial purposes. Some content is further subject to third-party copyright. The intellectual property is protected by various laws such as the industrial property rights, trademark rights, and copyright of WEISS GmbH.