

**SOLAR TECHNOLOGY**

# **SOLAR TECHNOLOGY**

Part. N° 95.0009/2





#### THE COMPANY

MiniTec was founded on the sales of miniature linearguides and has successfully evolved into designing complete machines and devices for many industrial processes around the world.

#### THE PRODUCTION PROGRAM

Our linear technology combined with the Profile System is the ideal partnership for machine builders. The components work together to provide optimum performance and the modular assembly system makes it possible to design and manufacture to unique specifications quickly and cost effectively.

#### THE QUALITY

To meet the demands of linear technology precision and to exceed quality expectations, we invest in the latest machines and newest technologies and manufacturing techniques. Our quality management has been certified according to ISO 9001 since 1994.

#### THE ENVIRONMENT

Our Company mission stresses an active role in environmental protection and the conservation of our natural resources. As an example we locate our service partners in close proximity to our customers to avoid long transits. Our environment managementsystem is certified according to ISO 14001.


#### THE INNOVATION

For us innovation means more than just new products. All our processes are constantly optimized. Continuous training of our staff and close cooperation with research and education facilities are the base for a steady innovation process.

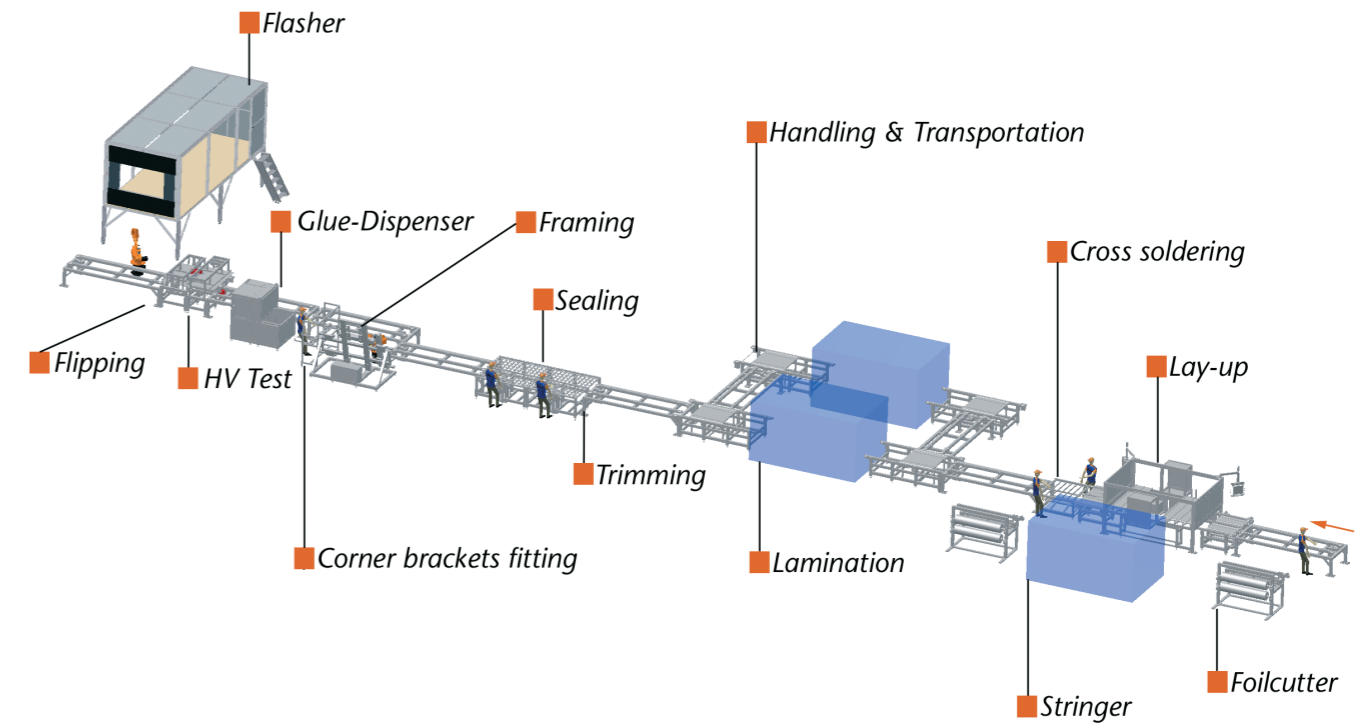
#### THE OCCUPATIONAL HEALTH AND SAFETY

Since 2006 our company is certified with the OHSAS 18001 – Occupational Health and Safety Assessment Series.





Vertical flasher unit in Production Hall



MiniTec Solar technology is concentrating on systems for the automation of Photovoltaic (PV) module assembly. Several lines are helping to increase productivity at PV producers in Europe, USA, Asia and Africa.

**COMPONENTS FOR SUCCESSFUL PRODUCTION**

- Crystalline module technology
- Thin film module technology
- Over 10 years of experience in PV-Industry
- Different grades of automation:
  - manual <10 MW/year
  - semi automatic 10-20 MW/year
  - full automatic >20 MW/year
- Customized solutions
- Upgrade of existing production

**TESTING STATIONS**

For Solar Simulators (e.g. BERGER Lichttechnik, H.A.L.M., Endeas, Pasan) MiniTec has built several handling stations around the flasher including automatic module loading, flipping, contacting, HV testing, labelling and sorting into different classes.

**HANDLING/TRANSPORTATION**

Some examples of other manufacturing steps where MiniTec is providing handling and assembly-automation:


- Module- and glass-handling from incoming inspection up to module-packaging and labelling
- Framing
- Flipping
- Buffering



Solar Line with Flasher Unit

**MiniTec**  
THE ART OF SIMPLICITY





TECHNICAL DATA

Fully automatic operation.

- Cycle Time: <15s/string (with 2 portals, without camera-inspection)
- Module size: from 500 mm x 1000 mm up to 2000 mm x 3000 mm
- Repeating accuracy: 0.5 mm
- Cell-dimensions: min. 6", max 8" (others on request)
- Power-supply: 400 V, 50/60 Hz
- Rated output: 6 kVA

OPTIONS

- In-process string inspection with cameras
- Control of soldering-ribbons
- Interface for data-management, bar-code reader, labelprinter
- Telediagnostic service
- Connection with stringer
- Manual soldering table
- Connection to automatic soldering station

TECHNICAL DATA

Semi automatic operation.


- Cycle Time: <40s/string
- Module size: from 500 mm x 1200 mm up to 700 mm x 1960 mm (others on request)
- Repeating accuracy: 0.5 mm
- Cell-dimensions: min. 4", max 6" (others on request)
- Power-supply: 400 V, 50/60 Hz
- Rated output: 6 kVA

OPTIONS

- Automatic glass alignment
- Interface for data-management, bar-code reader, labelprinter
- Telediagnostic service
- Connection with stringer
- Transportation lines for assembled modules



## FOIL-CUTTER



### TECHNICAL DATA

Electric driven cutter on linear-portal, worktable with adjustable bed-stops.

#### ■ Foil sizes:

- width min. 200 mm, max. 1700 mm
- length min. 500 mm, max. 2000 mm
- thickness max. 0.5 mm

#### ■ Recommended foil types:

- Etimex Elvax 0.5 mm
- Icosolar 0.2 mm
- others on request

### OPERATION

- Manual unrolling of the foil in desired length
- The machine is equipped with 2 adjustable bed-stops
- Automatic clamping and cutting

### OPTIONS

- Stamping system for junction wires

## GLUE-DISPENSER



### TECHNICAL DATA

CNC glue applicator, volume controlled glue barrel pump, automatic attachment of self-adhesive strips.

### OPERATION

- Manual loading of connector box
- Fully automatic attachment of 1/2 selfadhesive strips
- Automatic spread of glue layer, following the outline of the connector box (different box types and different contours programmable)
- Cycle Time: depending on box size 45-90 sec.

### OPTIONS

- Automatic box loading and attachment
- Alternatively with or without self-adhesive-tape-application



## HORIZONTAL FLASHER



### TECHNICAL DATA

Output metering and classification of assembled modules with connector box.

■ **Modul size (depending on flashing system):**

- max. 3000 mm x 3000 mm
- min. 1200 mm x 550 mm
- others on request

■ **Contacting of modules:** manual/automatic

■ **Flasher-System:** Berger Lichttechnik, H.A.L.M.,  
Endeas, Pasan

### OPTIONS

- Automatic labelling
- HV test
- Framed modules/frameless modules
- Automatic or manual loading of modules
- Automatic or manual contacting
- Stand alone solution with PLC and interface standardized

## VERTICAL FLASHER



### TECHNICAL DATA

Output metering and classification of assembled modules with connector box.

■ **Modul size (depending on flashing system):**

- max. 2000 mm x 1500 mm
- min. 1200 mm x 550 mm
- others on request



■ **Contacting of modules:** manual/automatic

■ **Flasher-System:** Berger Lichttechnik, H.A.L.M.,  
Endeas, Pasan

### OPTIONS

- Automatic labelling
- HV test
- Set upright station
- Framed modules/frameless modules
- Automatic or manual loading of modules
- Automatic or manual contacting
- Stand alone solution with PLC and interface standardized





TECHNICAL DATA

Assembling of module frame, PLC controlled, manual or automatic.

- **Modul size (depending on flashing system):**
  - max. Modulgröße Standard 2000mm x 1100mm
  - min. Modulgröße Standard 1300mm x 950mm
  - min. Modulgröße optional 1200mm x 660mm
  - kleiner Größen auf Anfrage
- **Cycle time:** 90s - 180s per module (depending on corner joint method, sealing and workflow)

OPTIONS

- Corner-key pre-assembly
- Screwed frame
- Different assembly flows
- 2 operator handlings
- Inline or stand alone
- Automatic screwing
- Sealing with tape or silicone

TECHNICAL DATA


Manual trimming of laminated modules. Laminated modules are fixed by vacuum on a pneumatic lifted turntable. Manual cutting of supernatant foil.

- **Pane dimensions:**
  - max. 2000 mm x 1500 mm
  - min. 1000 mm x 500 mm
- **Max. Pane weight:** 30 kg

OPTIONS

- Integrated in automatic conveyor system
- Pneumatic pane stoppers
- Also usable as cleaning-station for assembled modules
- Stand alone pneumatic controlled
- PLC-controlled






## TECHNICAL DATA

Manual rotation of laminated modules or frame modules with or without connector box. The pane is fixed with pneumatic cylinders and vacuum while turning.

- **Pane dimensions:**
  - max. 2000 mm x 1500 mm
  - min. 800 mm x 500 mm
- **Max. Pane weight:** 60 kg, others on request



## TECHNICAL DATA

Automatic rotating of laminated modules or frame modules with or without connector box.

- **Pane dimensions:**
  - max. 2000 mm x 1500 mm
  - min. 1000 mm x 500 mm
- **Max. Pane weight:** 60 kg





## TECHNICAL DATA

Inline buffering of glass panes or laminated modules without frames (with frames on request)

■ **Pane dimensions:**

- max. 2000 mm x 1100 mm
- min. 1000 mm x 600 mm

■ **Max capacity:** 20 panes (others on request)

■ **Max total load:** 600 kg

## OPTIONS

- FIFO-Software
- Buffer for framed modules
- Storing of glasses with EVA-foil



## TECHNICAL DATA

Inline buffering of glass panes or laminated modules without frames (with frames on request)

■ **Pane dimensions:**

- max. 2000 mm x 1100 mm
- min. 1000 mm x 600 mm

■ **Max capacity:** 20 panes (others on request)

■ **Max total load:** 600 kg

## OPTIONS

- LIFO-Software
- Buffer for framed modules
- Storing of glasses with EVA-foil





DESCRIPTION


- Repair of module sandwiches before lamination
- Vacuum handling system for strings
- 2 stringboxes for new/reject strings
- Transport trolley for handling of sandwich from line to repair table
- Luminaire and pneumatic and electrical connections
- Holders for soldering equipment
- Holders for soldering fume exhaust system



DESCRIPTION

- String repair table to repair broken cells after string process
- Vacuum handling to take string out of reject box
- Stringboxes flipping unit integrated
- Light box for functional string testing after repair
- Luminaire and pneumatic and electrical connections






DESCRIPTION

- Visual inspection of panels after lamination
- Two hand operation

OPTIONS


- Automatic transport with thoothed belt conveyor
- Several presentation levels selectable



*Inline module framing station*



*Connection between manual and automatic transportation*




*Semi automatic assembly line*





*Automatic HV-test / isolation-test*



*Roller conveyor with mechanical accumulation protection*





*Framing station (stand alone)*



*Automatic lift from horizontal to vertical transport*





*Module flasher with integrated HV-test/isolation test*



*2-axis-handling system for transport/packing*






*Highpot tester for solar modules*



*Solar Production Line*





*Solar Production Line*





## MINITEC LOCATIONS

### MiniTec GmbH & Co. KG (Deutschland)

MiniTec Allee 1 | 66901 Schönenberg-Kübelberg  
Tel. +49 (0)6373 81270 | Fax +49 (0)6373 812720  
info@minitec.de | www.minitec.de

### MiniTec GmbH & Co. KG (Deutschland)

Fürther Straße 33 | 90513 Zirndorf  
Tel. +49 (0)911 2789000 Fax +49 (0)911 27890099  
zirndorf@minitec.de | www.minitec.de

### MiniTec España S.L.U. (España)

C/ Carlos Jiménez Díaz, 7. Pol. Ind. La Garena  
28806 Alcalá de Henares, Madrid  
Tel. +34 (0)91 6562652 | Fax +34 (0)91 6775304  
info@minitec.es | www.minitec.es

### MiniTec S.N.C (France)

2, rue Charles Desgranges | 57214 Sarreguemines  
Tel. +33 (0)3 87276870 | Fax +33 (0)3 87276877  
info@minitec.fr | www.minitec.fr

### MiniTec Schweiz AG (Helvetia)

Industriestraße 19 | 8112 Otelfingen  
Tel. +41 (0)44575 1500 | Fax +41 (0)44575 1501  
info@minitec.ch | www.minitec.ch

### MiniTec.at GmbH (Österreich)

Beethovenstraße 12 | 2380 Perchtoldsdorf  
Tel. +43 (0)1865 9559 | Fax +43 (0)1865 955990  
office@minitec.at | www.minitec.at

### MiniTec Solutions România SRL (România)

Str. I.M. Pestalozzi Nr. 22 | 300115 Timis  
Tel. +40 (0)728 115965 | Fax +40 (0)256 242 266  
office@minitec.ro | www.minitec.ro

### MiniTec Slovenia d.o.o. (Slovenija)

Griže 24a | 3302 Griže  
Tel. +386 (0)590 71390 | Fax +386 (0)590 71399  
info@minitec.si | www.minitec.si

### MiniTec Slovakia s.r.o. (Slovensko)

Rabčická 332 | 02944 Rabča  
Tel. +421 (0)43 5524350 | Fax +421 (0)43 5524352  
info@minitec-slovakia.sk | www.minitec-slovakia.sk

### MiniTec System Sweden (Konungariket Sverige)

Strandbadsvägen 19a | 25009 Helsingborg  
Tel. +46 (0)4214 0880 | Fax +46 (0)4214 088  
info@minitec.se | www.minitec.se

### MiniTec UK Ltd. (United Kingdom)

Unit 1 Telford Road | Houndmills Estate  
RG21 6YU Basingstoke/Hampshire  
Tel. +44 (0)1256 365605 | Fax +44 (0)1256 365606  
info@minitec.co.uk | www.minitec.co.uk

### MiniTec Framing System LLC (United States of America)

100 Rawson Road, Suite 228 | Victor, NY 14564 USA  
Tel. +1 (0)585 9244690 | Fax +1 (0)585 9244821  
sales@minitecframing.com | www.minitecframing.com

## MINITEC PRODUCT LINE


PROFILE SYSTEM



LINEAR SYSTEM



CONVEYORS



WORKPLACE SYSTEMS



MACHINE PROTECTION



TURN-KEY SOLUTIONS

