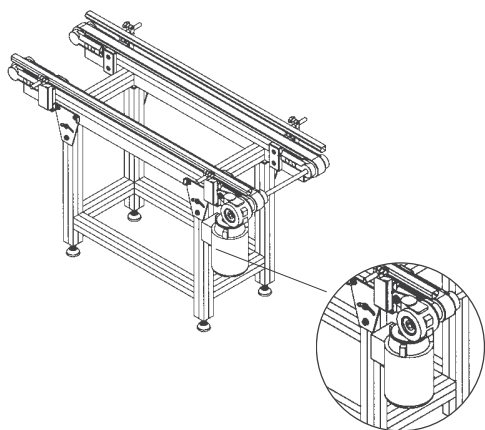


TIMING BELT CONVEYOR

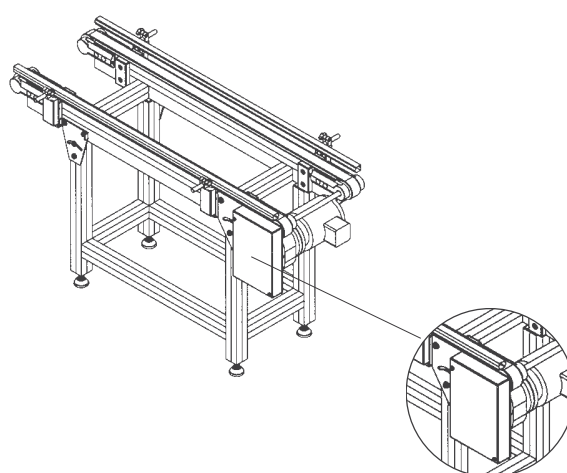
TIMING BELT CONVEYOR 32

Motor arrangement

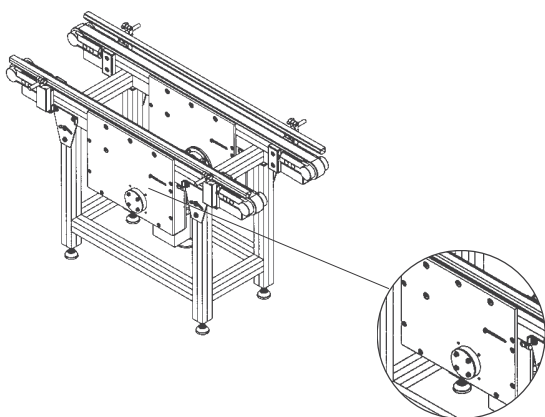
Plug-on motor



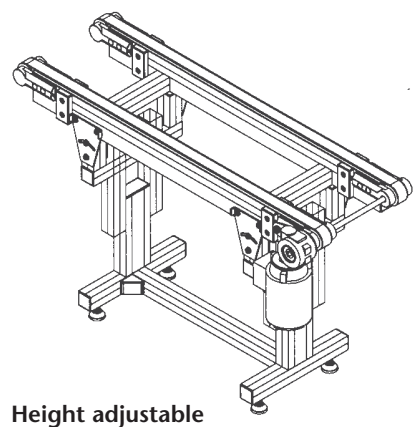
Flanged motor



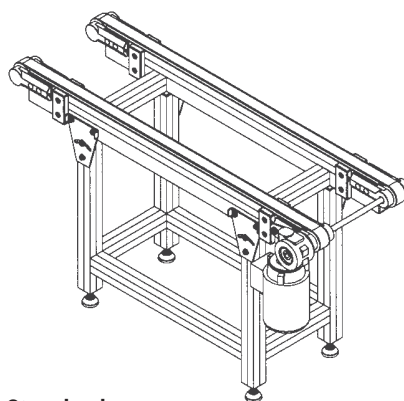
Central drive



Subconstruction




Height adjustable



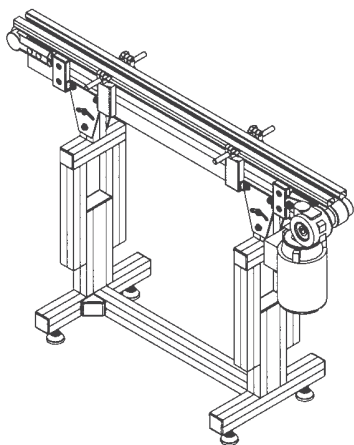
Standard

TIMING BELT CONVEYOR

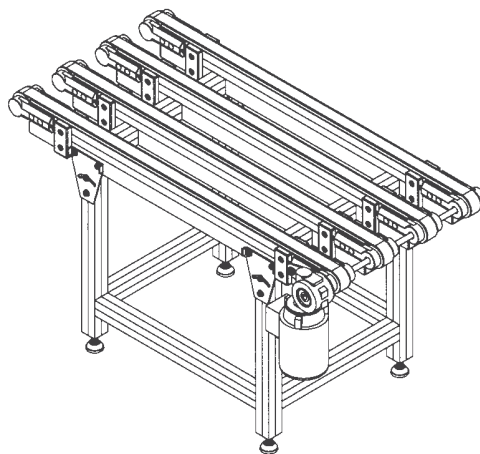
TIMING BELT CONVEYOR 32



EXAMPLES FOR TIMING BELT CONVEYORS



Single lane with variable strut



Four lanes with standard strut

TIMING BELT CONVEYOR

REQUEST TIMING BELT CONVEYOR 32

Standard dimensions

Axial distance A mm
 External distance timing belt L mm
 single lane multi-track

Operating conditions

Goods to be conveyed
 Unit weight kg
 Total belt load kg
 Temperature of goods °C

Subconstruction

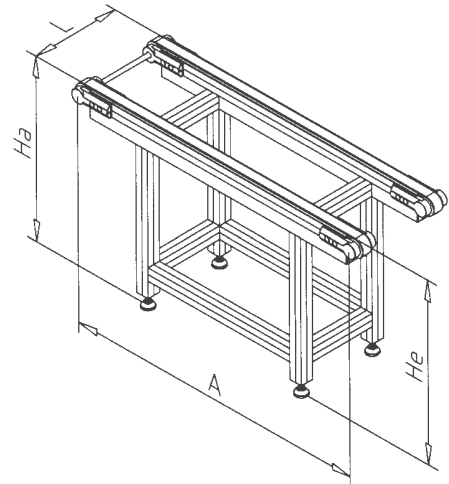
Inlet height He mm
 Discharge height Ha mm
 Distance A mm
 Number of supports Pcs.
 Supports height adjustable from mm to mm
 Lateral guide one side both sides long
 Angle bracket for floor fastening part no. 21.1112/0
 Floor anchor 12 part no. 21.1115/0
 Wheels part no.
 Feet part no.

Drive

Motor arrangement Plug-on motor Flanged motor Central drive
 Speed m/min.
 Speed adjustable from m/min. to m/min.

Options

Special coatings for timing belt



Contact details

Company Please call me back
 Contact person Please send me an offer
 Phone no.
 Fax no.
 E-Mail