

ENERGY SUPPLY



The MiniTec power supply duct for electrics and compressed air for the individual arrangement of the installation elements of the power supply: Exactly equipped according to your needs and completely wired cable ducts simplify the installation of your workplace considerably. Our experienced specialists take over the assembly for you. The cable channel with 4 m supply line is equipped for immediate connection with Schuko or CEE plug. The installation by certified electricians in your house will be eliminated.

With the cable channel we have equipped and installed, you will receive a meaningful test certificate. The cable duct and the cover are made of aluminum, natural anodised. Only high-quality

branded products are used as built-in elements. The following overview simplifies the definition of the equipment you require. Subsequent installation of other elements is possible at any time by an authorized electrician.

CABLE DUCT 130 AL**Part no. 32.0715/0**

Manufacturing length 6m, power supply of sockets, switches, telecommunication connections, circuit breakers etc.

COVER FOR CABLE DUCT 130**Part no. 32.0716/0**

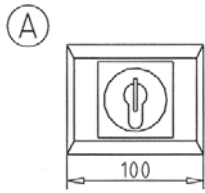
Manufacturing length 6m, Press cover on cable duct

END CAP FOR CABLE DUCT 130**Part no. 32.0717/0**

Plastic molding, painted aluminum color

ASSEMBLY ENERGY SUPPLY DUCT

KEY SWITCH Part no. 32.0720/0



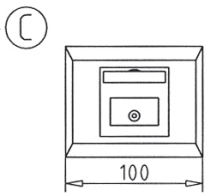
- 16 A, 2-pole

SWITCH Part no. 32.0725/0



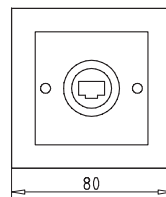
- 16 A, 1 -pin

OVERVOLTAGE PROTECTION Part no. 32.0721/0



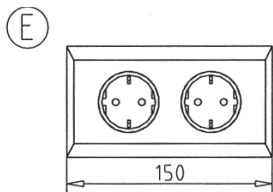
- UN = 230V AC

DATA PORT CAT6 Part no. 32.0729/0



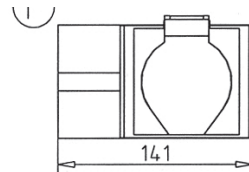
- RJ 45. link E, up to 250 MHz
- Complete junction box with output socket and frame for installation in cable duct

CHANNEL SOCKET Part no. 32.0723/0



- With earthing contact according to DIN

SOCKET CEE 16A Part no. 32.0724/0



- for plug DIN, 5-pin, 16 A
- Machine installation unit with 3 PLE
- Complete with mounting plate
- Can be equipped with automatic circuit breaker C10 with 1 PLE
- Automatic circuit breaker C 13 with 1 PLE
- Residual current device 1-pole 16A / 30mA with 2 PLE

INSTALLATION DISTRIBUTION Part no. 32.0730/0



PNEUMATICS SIMPLE Part no. 32.0740/0



PNEUMATICS DOUBLE Part no. 32.0741/0

