
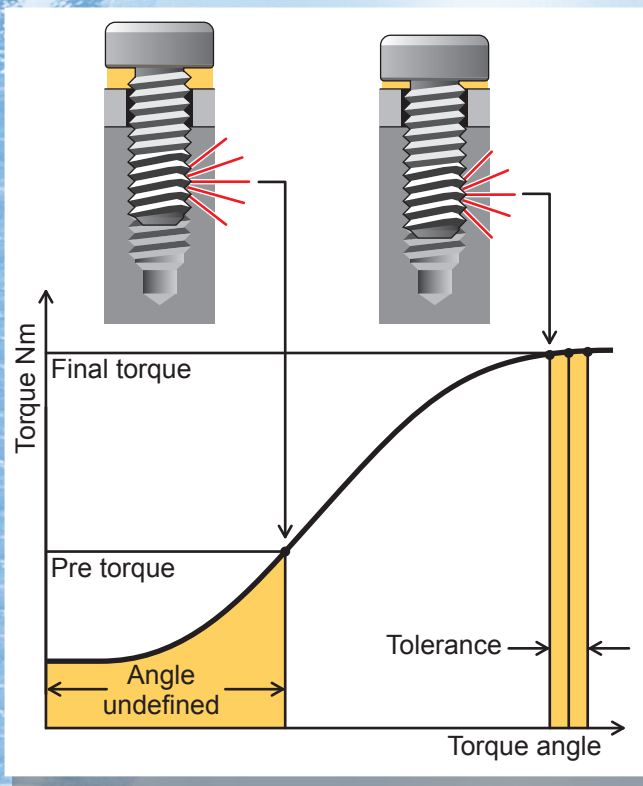


STÖGER Screw and assembly systems

GAP X control
The perfection of screwdriving

The new GAP Control screwdriving process with a mechanical check of screw head contact to surface



Why GAP Control?

Torque reached, angle reached.
But is the screw head actually in contact with the workpiece?
Only GAP Control gives a clear answer!

Function

In addition to standard torque and angle detection, the new GAP Control screwdriving process assesses the height of the screw head and individually calculates the screwdriving depth in relation to the workpiece level.

Your advantage

Documented reliability is achieved by directly measuring the screw head's contact to the workpiece.

In combination with a torque-angle controlled screwdriving process, the error rate is almost zero!

STÖGER
AUTOMATION


Sources of errors in screwdriving processes

- Burrs at screw thread or workpiece
- Dimension or manufacturing tolerances of threads
- Tolerances in workpiece height
- Different thread friction

Self-tapping screws in cast metal are a good example for a possible accumulation of error sources. They cannot be adequately controlled with indirect measuring methods such as torque and angle.

The various sources of error require a suitable tolerance window when setting, for example, the pre torque or the final angle.

The GAP Control process eliminates these tolerances.

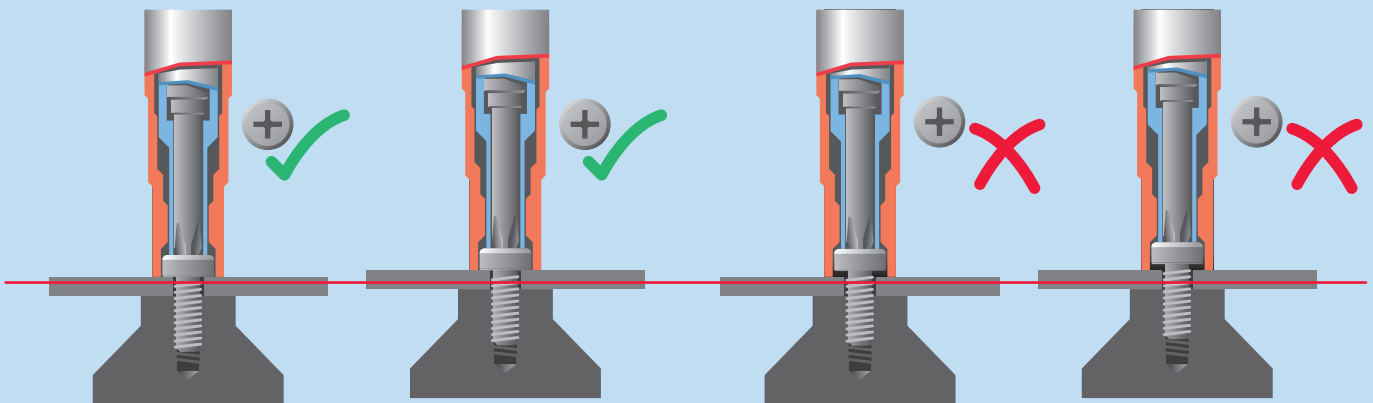


Calculating the head contact

The new dimension in assessing screwed assembly!

- In combination with a torque-angle controlled screwdriving process, the error rate is minimized.
- Measuring the height of the workpiece eliminates the last source of error.

The result:



01.05.14



STÖGER
AUTOMATION

STÖGER AUTOMATION GmbH · Gewerbering am Brand 1 · D-82549 Königsdorf

☎ +49(0)8179/99767-0

☎ +49(0)8179/99767-50

✉ info@stoeger.com

🌐 www.stoeger.com